


☞ AbstractGopherPup is an Internet information client program, usable on the common computer systems including Macintosh, Motif/XWindows and MS-Windows. It provides an easy-to-use, sophisticated doorway to a wide range of Internet information services. This program supports all Gopher+ protocol features, including dialogs for client-server interactions, simple and sophisticated multiple view handling, and display of document dates, sizes, and abstracts. It further supports HTML/HTTP (under development) and SMTP Mail protocols. Document formats supported include Microsoft's Rich Text Format (RTF) for display of fully formatted documents. These can include a variety of fonts including σμβολσ, font sizes and *styles*, super-scripting and sub-scripting, tabbing, paragraph formatting, and pictures in both vector and bitmap forms. Also supported are Apple Macintosh's PICT vector and bitmap graphic format, for CompuServe's GIF bitmap graphic format, and for CERN's HTML network document

format, as well as plain text. This software supports network hypertext links in documents. This lets documents have hot-spots that connect to other documents or information services on the network. Documents created in a wordprocessor can be directly displayed and network links can be placed by simple drag-and-drop methods. Such links may be applied to all displayable documents. The current version adds the ability to browse and search local information in the same way that network servers are used. Searching local data with a version of WAIS software is possible. GopherPup is based on the earlier GopherApp program for Macintosh computers. It is freely available at <ftp://iubio.bio.indiana.edu:/util/gopher/gopherpup/>. It is built on a cross-platform toolkit from the Nat'l Center for Biotechnology Information (NCBI), and further extended by the author's object-oriented application framework called DCLAP. The source for these toolkits and the applicaiton are freely available. The home archive location for DCLAP is at

<ftp://iubio.bio.indiana.edu:/util/dclap/>. This release still includes several bugs and not yet suitable for extensive use. There are application executables for Macintosh, MS-Windows, and Sun Sparcstation, and Silicon Graphics. Other systems are supported by the underlying toolkit. Source code is available, at the DCLAP home. Comments, bug reports and suggestions for new features may be sent to GopherPup@Bio.Indiana.Edu— Don Gilbert Bloomington, Indiana

History 01 Feb 95, v 0.3. Adds HTML/HTTP document support, full PICT and GIF graphics support, local gopher services, many underlying corrections and improvements. May 94, v 0.2. Adds RichTextFormat, including PICT pictures, and network hypertext features. 25 Jan 94, version -1 of GopherPup works on Mac and SunSparc-Motif, but still incomplete compared to GopherApp. 9 Nov 93, v 2.1bx of GopherApp (alias GopherApp++). 25 Mar 92, v 1.0 of GopherApp released to public.

 GopherPup HelpGopherPup is an Internet information client program, usable on the common computer systems including Macintosh, Motif/XWindows and MS-Windows. It provides an easy-to-use, sophisticated doorway to a wide range of Internet information services. This software is archived for public access at [<ftp://iubio.bio.indiana.edu:/util/gopher/gopherpup/>](ftp://iubio.bio.indiana.edu:/util/gopher/gopherpup/). Internet Gopher gives you access to a wide range of information services that are now developing on the Internet. Gopher is something like Telnet or FTP (file transfer), but also different. It includes some of the keyword searching features of WAIS (Wide Area Information Services). There are currently several biology gopher services found around the globe. These include fast and upto-date keyword searches of GenBank, EMBL, PIR and other important biology databanks. Gopher works something like the Macintosh Finder, only over the Internet. There are several file types, include Text documents, Folders with

more items, Search items to search databases for keyword matches, Binhex encoded Mac programs that you can fetch, and others. When you find folders in a Gopher window, you can doubleclick them to open a new window with more items. [not in current release: There is a drop-down menu at the top of each gopher window to select parent windows.]The Internet features of GopherPup let you interchange ideas and data with people and computing services around the world. If your computer is connected already to the Internet, you probably are familiar with electronic mail and some of its uses.

GopherPup includes a selection of network access features including a feature to send e-mail. GopherPup will work properly over a telephone/modem connection to a Point to Point Protocol (PPP) or Serial Line Internet Protocol (SLIP) server. This is how it was developed in large part. This program supports Gopher+ methods, including ASK forms that make it possible to provide client-server dialogs for various information analysis needs, and supports multiple view formats, so that you can fetch

versions of documents that most suit your computer system. Release 0.2 adds support for Microsoft's [Rich Text Format](#) (RTF) for display of fully formatted documents. These can include a variety of fonts including σψμβολσ, font sizes and styles, with super-scripting and sub-scripting, tabbing, paragraph formatting, and pictures (in both vector and bitmap forms). Details of RTF and the source for Paul Dubois' RTF reader on which GopherPup bases its support is available at <ftp.imate.wisc.edu:/pub/RTF>. Release 0.2 also adds [network hypertext links](#) as an extension of Gopher+ protocol. This permits documents to have hot-spots that link to other documents or information services on the network. Double-clicking on items highlighted like this will connect to a network service. This release currently supports only the +MENUSTRING: method of marking links in a document. Support for +MENULINE and +MENURECT will be added later. An addition to the article linked above is the use of +QUERYSTRING, which allows a Gopher Query (type 7) item to be searched for a specified string without

prompting the user. This lets document words and phrases be marked as text to search in a server database. See the document at <ftp://iubio.bio.indiana.edu/util/dclap/docs/how-to-build-gopherpup.rtf> for discussion of the hypertext extensions to Gopher+ protocol used here. GopherPup is based directly on the author's earlier GopherApp program for Macintosh computers. It includes, or will include, the same feature set and general user interface. It is built on top of a cross-platform toolkit from the National Center for Biotechnology Information (NCBI), especially Jonathan Kans' Vibrant user-interface toolkit, which works on Macintosh, MS-Windows and X/Motif (Unix and VMS) systems. This NCBI toolbox is in the public domain and is archived at

ncbi.nlm.nih.gov:/toolbox While it includes a lot of code for managing bio-sequences, the basic core library and vibrant graphic user interface sections are useful to any kind of application that would want to run on the common computer platforms of today. This toolkit is written in ANSI C, and instructions are included for compiling it on Macintosh, MS Windows, various Unix and VMS systems. On top of the NCBI toolkit, the author built a C++ application framework that is patterned after the MacApp application library which the previous GopherApp was based on. This application framework, called Don's Class Application Library (DCLAP), will be available freely to the public, for those wishing to use it for development of platform independent applications. The home archive location for DCLAP is {ftp,gopher} to

<ftp.bio.indiana.edu:/util/dclap> Comments, bug reports and suggestions for new features may be addressed via e-mail to

GopherPup@Bio.Indiana.Edu With any bug

reports, the author would appreciate as much detail as is reasonable without putting you off from making the report. Include description of Mac hardware, system software version. Include copies of data if relevant. If you need to use land mail, send to Don Gilbert Biocomputing Office, Biology Department Indiana University, Bloomington, IN 47405 This GopherPup program is copyrighted 1994 by D.G. Gilbert. You may use GopherPup in any fashion, and you may redistribute it, if you make no charge for the redistribution and if you include the full distribution set (you may add features). Be aware that this is a personal research project of the author. It may be longer than you want for updates. Bug reports will get attention but generally not replies. 🖱 Installing The application is distributed from the IUBio Biology Archive, at [<ftp://ftp.bio.indiana.edu:/util/gopher/gopherpup/>](ftp://ftp.bio.indiana.edu:/util/gopher/gopherpup/). There are versions for each of various computer systems. These generally include the application executable file and needed support files. There will likely also

be a separate folder at IUBio that includes the current selection of support files. These may be updated independently of the application files. Currently GopherPup requires a group of support files located in the same directory as the program. For the program to work well, these files should be located in the folder with the application, with the names given†. This file

group is

Default startup document `GopherPup.go4`
("bookmarks" or "hotlist") `GopherPup.help`

Application `GopherPup.start`
Default network links document
Help file `GopherPup.prefs`

Preference data (installed to system specific preference areas)† MS-DOS is name-space challenged,

all names are shortened to "GOPHPUP.xxx". **System specific notes:—**

Macintosh: There is a version for PowerPC processor Macintoshes (-ppc) and for older 68000

processor Macs (-68K). These require MacTCP network software from Apple Computer. The programs are distributed as Binhex encoded, self-extracting archive. — MS-Windows: There is a version for 16-bit Windows (-16) and for 32-bit Windows (-32). The 32-bit version is currently more stable. These programs require WinSock TCP/IP compliant network DLL. Programs are distributed as a Zip archive.—

X/Motif requirements: Binaries are distributed in compressed tar format (.tar.Z). The author will only be able to supply binaries for a limited number of Unix OS flavors. These currently include `Sun-Sparc-Motif`, for Sun Sparcstations, is now available. There is a version that includes statically linked Motif libraries (`-stat` version), and one that uses dynamic, shared runtime libraries (`-dyn` version) from your system. Use the `-static` version if your system does not have Motif libraries, otherwise the `-dynamic` version is preferred. `SGL-Iris`, for Silicon Graphics computers. Other systems which are currently supported by NCBI tools and may compile this

include DEC-OSF/1, DEC-VMS, IBM-AIX, HP-HPUX, and NeXT. The program and dclap library source are distributed in Unix .tar.Z format (best available cross-platform format).

See the [utils](#) section at

<ftp.bio.indiana.edu:/util/dclap> for Macintosh and MS Windows tar-compress utilities. 


Documents, windows and views GopherPup will display three primary kinds of windows: Link list views, rich text views and dialog

windows. Network link list views of documents The link list


documents contain a list of items that will connect you to documents or folders on the Internet. You can edit these links, or create new ones. You can manipulate the links in these lists, by copy, paste, cut, and by dragging and dropping selected items between windows. You can save the links in these windows to a disk file, and open them for later use. Rich text views of

documents The rich text windows display documents of various formats, including plain text, rich text format (RTF), picture formats PICT and GIF, and hypertext markup language format (HTML). You can select and copy portions

text in the view. These documents can be printed, and saved to disk files. These views may contain network links from the document, or ones that you add by dragging items from a link list and dropping it onto selected text or image areas in the rich view. Rich documents are stored in their original formats. GopherPup cannot yet interconvert among these formats. A rich text window has control buttons at the top for tacking it, and for moving back and foreward among the documents stored in that window. The tack button when upright will prevent any new documents from displaying in that window. The back button moves to any prior documents in that window. The fore button moves to any documents ahead of the current on in the window



Rich view windowDialog


windows This windows present a set of controls for you to select options and control the program. They appear in response to various menu commands, or actions on link items or rich text items.  Data files When you use GopherPup, it looks for associated data files:

GopherPup.help, which is a network rich text document (a modified RTF), GopherPup.go4, which is a network link document containing any of your favorite network links, and GopherPup.prefs, which is checked at startup for new preference settings. The GopherPup.go4 file is in gopher+ protocol format, and has links to any servers you wish to see at startup.

Alternately you can save any link list window as a file and open again. Versions of GopherApp let you copy and paste items between gopher documents. GopherPup will eventually support this feature to let you easily create documents of

links to your favorite network services. You can alternatively edit a gopher document with a text editor, as long as you maintain the following format used in the Gopher transaction protocol:

```
[Type Char] [Title....] <tab> [Path]
<tab>[Host.address] <tab>[Port#] <cr>
```

An optional <tab>+ after the Port will specify a Gopher+ server. This line format is repeated for any number of lines. The New and Open commands on the File menu will let you create new or open old Gopher files. You should use Copy/Paste and dragging gopher items, as well as the "New gopher link" and "Edit gopher link" commands to create gopher document files that suit your tastes. You may also edit a gopher document file as if it were a TEXT file. When you save such a file, it is saved as a TEXT type. GopherPup will currently let you try to open any file (on Macs, this is a bit of a user-interface boo-boo), and if it looks like a gopher document format, it will display the gopher links, otherwise it will try to display it as a plain text document.  Menu commands



produce a new network link list, with default links. You can add or delete items from such a list, with copy/paste, drag and drop from other lists, or with the “new item” command (see below). Open local...

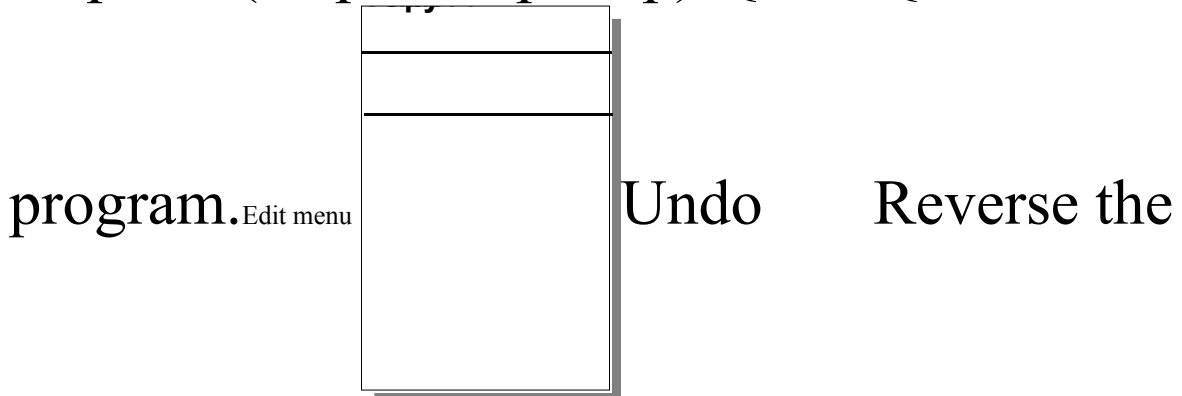
This will open a document on your computer. GopherPup will display files in the various formats that it knows, including the network link list type like GopherPup.go4, RTF, PICT, HTML, and GIF formats as well as plain TEXT files. Open local gopher...

This will open a folder or directory of items on your computer, and display them as a list of link items. You can browse thru local files and folders this way.

Gopher ASK form files are interpreted as ASK

items, and WAIS index files are interpreted as query items. Open remote... This will let you create a new network link to a remote server computer. The new link will appear in an open link list document. Close Close the currently active, front window. Save, Save As These will save the current active document to a disk file. If the document is a gopher document, it will be saved in the format described below. If the document is in RTF format, it will be saved in RTF format. If the document is text, it will be saved in that format. Print

This will print the current document.
[currently active only for RTF and Text documents.] Help Display the help file (GopherPup.help). Quit Quit the



last action, such as a cut or paste of text. This item is not implemented yet. Cut Copy the currently selected item to a clipboard for pasting, and remove it from its current location. This item is active for link list documents, and for dialog text items. It is not yet active for rich text documents. Copy Copy the currently selected item to a clipboard for pasting. This item is active for link list documents, for dialog text items, and for selected text in rich text documents. Paste Put the clipboard item into the currently selected position of the front document. This item is active for link list documents, for dialog text

items. It isn't quite, or will be soon, active for putting link items into rich text documents. Clear

Remove the currently selected item from its current location. This item is active for link list documents, and for dialog text items. It is not yet active for rich text documents. Select all

Select all items or all text in the front document. Active for dialog text items. Soon to be active for rich text documents, and later for link list documents.



you fetch a particular view form of the selected gopher item. This is useful only with gopher+ servers. Tack window Toggle whether the front window will have its document view replaced by new documents, or if a new window will be created for new documents. When a window is tacked, a tack or push-pin icon shows in its upper-left corner. In the tacked state, no new document will displace the displayed document. This window can be untacked, or tacked, by clicking this tack icon. Extract links in netdoc This creates a link list document from the network links found in a rich text document. In the link list form, you can more easily manipulate the links, to

copy, edit, rearrange or save them. View Links >


Sort display of gopher items by date, size, name, kind, host.

as Text — a text document view of the current gopher view as Link

text — current gopher view in text format that gopher servers use. Find server of link This will look at the selected link in the selected link document, and create a new link to the entry point to that link's server. This is useful, for instance, with Veronica searches or saved links, in finding items related to a given link, and where they live in the Internet. New link...

Create a new link, including type of item and full path. Edit link...

Edit the information in a selected network link. Mail to link maintainer... Mail comments to the maintainer of a given gopher item. This is useful only with gopher+ servers. Send mail... Send an electronic mail message. You must enter an address to send to, and have entered your return address in the mail preferences dialog. Comment on this app... Send a comment or bug report to the developer of GopherPup. Please include details of your computer system (hardware, software, network connection), and as many specifics of the bug as feasible when reporting problems. Options menu



View Prefs... This dialog allows

you to set some personal preferences for Gopher views. Your choices for display font, size, and item information (host, port, path, ...) are selected in the Prefs window. Also default font

and size for text views. Fetch with options

Toggle whether each item you fetch presents the view dialog to let you choose your preferred document view. Autoload images Toggle whether images in HTML documents are automatically loaded, or wait for your double-click on the image icon to fetch and display it. Turn this off for slow network links. Edit view handlers... Set mapping from gopher types to local file types, and to set application handlers. Other prefs...

Fetch brief gopher folders: Do not fetch all gopher+ information when a folder is requested from gopher+ server. When you select individual items from a folder, then gopher+ information is fetched. This option may be recommended for slow network links (e.g., modem phone lines).

Auto-Fetch from folder with just one item: If a gopher folder has just one item, that item will be fetched without you needing to click on it, if this option is checked.

Edit gopher type handlers:

See also "Edit view handlers". Set mapping from gopher types to local file types, and to set application handlers.

Select local services folder:

This sets the default folder which is opened with the Open local gopher command, and some other local processing options may rely on this root folder to find other items.


Select local search app:

This sets the application that will handle WAIS index data for searching. This function is still under development.

Mouse clicks to fetch links:

Choose double-click or single-click to activate network links. This is a user-interface preference. Certain methods of selecting items

are not currently possible with single-click active. E.g., to edit a link item, one must currently single-click to select, then choose the Edit link menu item. With single-click option to fetch links, one cannot select link items for Editing. Mail setup... The mail prefs dialog asks for your return e-mail address, and your preferred SMTP mail host. These addresses may be similar. Return e-mail address: This is where another person should send mail so it will reach you. Example: `bjones@department.university.edu` SMTP Mail host: This is the internet address of the computer through which this program will send out mail to the rest of the world. Example: `unixhost.department.university.edu`




Prev

Select the

previously active window. Next Select the next window behind current active window. Select...

Select a window from the list of application windows.

 **Gopher+ Features** Some features of GopherPup include — In the main gopher item windows, you see "+" or "?" after the icon for each item. "-" stands for gopher-, the old format. "+" indicates the item is gopher+ format, and "?" indicates a gopher+ ASK dialog. A "#" indicates the item is a map that can be queried by mouse positions.—

The date, size and network link information can be displayed, or hidden, for each gopher+ item. Abstracts of items can be displayed, though servers may not include them. — ASK dialogs, which can include these simple user interface elements of edit-text lines (Ask), note-text lines (Note), edit-text blocks (AskL), checkboxes (Select), multichoice pop-up menus (Choose), password edit lines (AskP), send file to server (ChooseF). You will see a "?" after the icon for ASK dialogs.—

Multiple views for an item, so a server can provide the best document or image format for many different clients and users. See the menu item "Open link by view" to select among views in


gopher+ items.— Use the Gopher Prefs dialog to edit the view mapping from Gopher+ server to Macintosh type. For each Gopher+ server type and handler, you must specify a Macintosh type and application signature which will handle that kind of document. This area needs a better user interface and some bug squashing.— The menu item "Mail to link maintainer" takes advantage of Gopher+'s publishing of gopher item maintainer email addresses.— The get info item will use Gopher+'s info query to return details of an item.— View links by size, date, name, host, etc. lets you sort a gopher directory according to those criteria. The view as text creates a text file representation of the directory.— "New gopher hole" is simplified way to connect to new gopher.— "Find home of link" for Veronica users & other cases to locate root server for any given gopher link.—

Matching gopher data to Mac applications has been cleaned up w/ Choose Application button in New & Edit gopher links. This button lets you select a Mac application that knows

how to process various kinds of gopher data, such as GIF or JPEG images. And from any Mac application that you choose, you can select from file types that it knows, from the popup menu below the Choose Application button.—

Mapping of Gopher+ types to Mac types, in the Preferences, has been revised to use a button to choose a Mac application and menu to select from its known file types. Ditto for Gopher- and server mapping (these latter two features are of less importance with advent of gopher+).—

There is a new Preferences option for slow networks (e.g., phone dialups): "Use quickest gopher+ method" cuts amount of data fetched with each directory. If this option is turned on, you then need to use the "Get Info" menu item to fetch all the gopher+ info, such as view types, for a given link.— Support is added support for the new basic gopher- types of moo-V (;) and Note (i).

— Mapping file types  Unique strengths of GopherPup

- Display documents in Microsoft's Rich Text Format (RTF) produced by popular wordprocessors. RTF not only is a widely-available standard, it has full support for fonts, styles, embedded images, and the formatting needed to display publication-quality documents.
- Display graphics in a standard, widely-used vector & bitmap format, Apple Macintosh's PIC.T. This format provides high-resolution output, smaller/faster image transfer, and editable graphics, compared to GIF.
- Display documents in the network HyperText Markup Language (HTML), and in the popular graphic bitmap format, CompuServe's GIF, as well as plain text.
- Easily link network resources into any of these documents. Documents created in a wordprocessor can be directly displayed and network links can be placed by simple drag-and-drop methods.
- The hypertext method used is easily extensible to any new format which can be displayed.
- Browse and search† through information on your local

computer system using the same easy methods used for remote systems. • Supports all Gopher+ protocol features, including -- User dialogs for client-server interactions. -- Simple and sophisticated multiple view handling. Easily choose the format you prefer, whether RTF or Postscript, GIF or JPEG, and specialty formats, depending on the service and your needs. Add new formats readily as needed. -- Display of document dates, sizes, and abstracts -- no more guessing if that document is 5 years old or up-to-date, or if it is 1,000 or 1,000,000 characters long. • Supports many HTTP/HTML protocol features (more later), and supports SMTP Mail protocol. • “One source fits all” -- this program is freely available in one source version that compiles on Macintosh, Microsoft Windows and X-Windows computer systems. † Local searching is available with a

helper application built from FreeWAIS-sf, which provides searching of a wide array of document and data formats, and includes simple and complex search methods with Boolean operations, field values, and nested syntax. Local

search support is under development at the 0.3d release. 

What Is Internet Gopher? Internet Gopher is an information distribution system. It combines features of electronic bulletin board services and databases, allowing you to either browse a hierarchy of

information, or to search for the information you need using full-text indexes. Gopher can also store references to wide area information services (WAIS), anonymous ftp sites, public telnet sessions, phone book servers, sounds and various graphic documents.

Internet Gopher gives you access to a wide range of information services that are now developing on the Internet. Gopher is something like Telnet or FTP (file transfer), but also different. It includes some of the keyword searching features of WAIS (Wide Area Information Services). Gopher works something like the Macintosh Finder, only over the Internet and with various restrictions. There are several file "types", include Text documents, Folders with more items, Search items to search databases for keyword matches, Phone book items to look up people's addresses, Binhex encoded Mac programs that you can fetch, and others. Details about Internet Gopher, including software for clients and servers, are available at the home archive of gopher.micro.umn.edu at University of Minnesota, USA. 🖱️

Impressions One of the impressive things I remember when I first when to a large university after growing up in a small town, was finding the library. My home town library was a place of discovery and enjoyment for me. When

I went off to college, the library was one of the first things I looked into. I spent much time looking around this mountain of knowledge, and I learned much, perhaps more than from classes, in these big libraries. That is the way Internet Gopher strikes me — like going from a small town library to a big university one. It is a very simple but powerful way to bring information from anywhere, locally or world-wide, to your personal computer. It is easy to set up gopher servers. It is very easy to use the gopher clients. The IUBio Biology Archive is now available thru internet Gopher. It is reached at host "ftp.bio.indiana.edu", standard gopher port 70, with path="". You may also find links to other Biology gophers at this site, including North American, European and Middle East sites, at the time of this writing. Internet gopher is pretty easy to learn to use. Gopher and WAIS provide somewhat different protocols for serving information out to clients over the Internet. Gopher is strong on browsing - you can find new things just by pointing at lists. WAIS is strong on linking together many

dispersed servers to answer a given question. I think they both are good, but I think Gopher is an order of magnitude easier to learn, and install, and consequently will be more useful to more people. Thru the IUBio Archive, you can, for instance, fetch a sequence entry from Genbank by providing its accession number or locus name as the question. 🖱️ BugsAs a public release, GopherPup is still buggy. GopherPup can read and display plain Text and RichTextFormat (RTF) documents, or transfer binary files, and can deal with simple Query types. It also can handle ASK forms associated with any of the basic gopher types, and can fetch different views of a document. It will not yet properly handle Telnet, CSO, WHOIS, and some other special purpose gopher types. It will handle Image, Movie, Sound and similar types if they have an associated external handler program properly configured for use.

☞ HistoryGopherPup — cross-platform Son of GopherApp, first released to public Jan 94. Version -1 of GopherPup works on Mac and Sun-Sparc-Motif, but still is incomplete compared to GopherApp. Feb 95, v 0.3. Adds HTML/HTTP document support, full PICT and GIF graphics support, local gopher services, many underlying corrections and improvements. May 94, v 0.2. Adds RichTextFormat, including PICT pictures, and network hypertext features. April 94, v 0.1 of GopherPup. somewhat better. March 94, v 0 of GopherPup. A bit better. 25 Jan 94, version -1 of GopherPup works on Mac and SunSparc-Motif, but still incomplete compared to GopherApp. 9 Nov 93, v 2.1bx of GopherApp (alias GopherApp++). 25 Mar 92, v 1.0 of GopherApp released to public. GopherApp — First public release on 25 Mar 92. Derived from biosequence analysis application SeqApp. SeqApp was started Sept. 1990 as MacApp sequence editor/analysis platform on which analysis programs from other authors,

typically command line w/ weak user interfaces, could be easily incorporated into a usable Mac interface.9 Nov 93, v 2.1b117 Stable beta release, still has known bugs but usable. Built on the pointer-based MacApp v 3.1a. A lot of bugs from the v 2.0b release have been chased out. User-interface changes include:+ View links by size, date, name, host, ...+ "New gopher hole" is simplified way to connect to new gopher+ "Find home of link" for Veronica users & other cases to locate root server for any given gopher link+ Matching gopher data to Mac applications has been cleaned up w/ Choose Application button in New & Edit gopher links + Mapping of Gopher+ types to Mac types (in Prefs) changed & simplified.+ Network preference "Use quickest gopher+ method" is for dialup internet or other slow network links. Cuts amount of data fetched with each directory. + Get Info from link+ Mail link maintainer+ added support for moo-V and Note gopher typesNon-interface changes+ TCP code extensively revised+ multithreading processes cleaned up19 Aug 93, v 2.0b3 Major revision.

Translated from Object Pascal to C++, and from Macapp version 2 to version 3 (the later was harder than the former). Added many Gopher+ features, including ASK dialogs and alternate views. Added multithreaded execution of TCP transactions (thanks Peter Speck for Nuntius's example). There are still several known and suspected bugs in this release.7 Jul 92, v 1.3b52
Various bug fixes to GopherApp, including long paths (>255 char) so now all wais searches should work, mapping to mac types extended to Gopher types

24 Jun 92, v. 1.2b?. Updated Gopher functions, including background data fetching now works properly added binary file type (sound type now = binary) added item date and size display (when server permits) Gopher Diggings folder for auto-save of files revamped internal structures and operations (be on lookout for new bugs) should be noticeably faster file fetch (esp. for larger files) experimental gopher type to mac file type mapping, including user prefs, editing and launching (sys7) ReadMail (POP mail) now works and is enabled (it's not fancy though)26 May 92, v1.1b31 — TCP work12 May 92, v1.1b8 — various bug fixes21 Apr 92 minor update: corrected GopherApp file creator signature, added domain name server lookup cache.25 Mar 92, v1.0a41+. First release to general public. Also released SeqApp for biologists.
